







Literature Circle Meetings

Instructions for the Discussion Director




It is your responsibility to lead the Literature Circle on Circle Days.
BE SURE THAT EVERYONE PARTICIPATES!

Follow these steps carefully:









1. Discussion Director – You begin the discussion

-  Read your first question. Encourage *everyone* to give an answer.
-  If you asked a good question, you should get some good discussion.
-  Read and discuss each of your questions.
-  This should take at least 5-10 min.




2. Illustrator

-  Ask the illustrator to show his picture, web, Venn diagram, story map, or graphic organizer.
-  Ask the group if they have any questions for the illustrator.
-  Ask....”What would each of you chosen to illustrate?”





3. Word Wizard

-  The Word Wizard should read the first word only.
-  Have the group find the word in the story. (Word Wizard tells the page.)
-  Each person in the group should try to guess what the word means.
-  The Word Wizard then reads the dictionary definition.
-  Be sure everyone understands the meaning.
-  Do each word in this manner.
-  This should take about 10 minutes.
-  Ask....”Did anyone find another unknown word?”




4. Passage Picker

-  The passage Picker shares the first passage chosen.
-  All group members should find the passage in the story.
-  Ask the group if they had a favourite passage they would have picked.

5. Summarizer

-  The Summarizer should share the points he/she chose.
-  Ask if members of the group agree or disagree.
-  If major points were missed, the Summarizer should add them at this time.
-  If the group agrees that some of the points are small details, the summarizer should put an X beside them.

6. Connector

-  The connector should share each of the connections he/she makes to the story.
-  Let the other group members ask questions about the connections to get more details.
-  Group members may share some of their own connections.

